

# Electric Strikes

Accessories

# RCI

RUTHERFORD CONTROLS


*In or Out... we make it Easy!*



### Frame Prep Jig

For 2, 4, 6 & 7 Series

Ideal for 2, 4, 6 & 7 Series strikes. Improves installation accuracy, reduces cutting and aids in cutting of aluminum or metal frames.



### Latch Guards

For F1, 2, 4, 6, & 7 Series

Ideal for perimeter door for added tamper-resistance. Helps guard the latch from a prying attack

**NOW Available with radius cuts!**



### Double Door Housing

For 0 Series (0161, 0162)


Ideal for double door applications with no center mullion. Door housing is mounted on the inactive door to accommodate 0161 or 0162.



### Weldable Box

For 4/7 Series and 11BS

Ideal for welding onto surfaces where-in an electric strike is sought after but typically not used with. Most commonly used on gates



### Mounting Spacer Kits

For 4/7 Series

Ideal for adding latch depth. 1/16" or 1/8" options.



### Lip Bracket Extension

For 4, 6 & 7 Series

Ideal for center hung doors. Allows electric strike to be installed in frame and protects frame from damage.



### Trim Plates

For 4, 6 & 7 Series


Ideal for concealing any imperfections caused while prepping the frame cut out.



### Strike Marking Template Kit

For 4, 6 & 7 Series

Ideal for accurately guiding prepping of the frame for the installation of the 4, 6 Low Profile, 6 Standard Profile, and 7 Series Electric Strikes



**NOTE:** NOT TO SCALE. SPECIFICATIONS ARE SUBJECT TO CHANGE WITHOUT NOTICE.

# Electric Strikes

## Accessories



<b>Model</b>	<b>Description/Dimensions</b>	<b>Finish</b>	<b>Series</b>
<b>Accessories</b>			
0161DDH	Double Door Housing for 0161 Rim Strike	SPC	0161
0162DDH	Double Door Housing for 0162 Rim Strike	SPC	0162
0162MKS	1/16" Mounting Spacer for additional latch engagement	SPC	0162
BXES1	Weldable Box	N/A	11BS
BXES2	Weldable Box	N/A	4104/4304, 4114/4314, 7104/7304, 7114/7314
2JIG	Frame Prep Jig for ANSI-Sized Electric Strike	Aluminium	2 Series
4/7JIG	Frame Prep Jig for ANSI-Sized Electric Strike	Aluminium	4104/4304, 4114/4314, 7104/7304, 7114/7314
S6JIG	Standard Profile frame prep jig	Aluminum	S6504, S6514
L6JIG	Low Profile frame prep jig	Aluminum	L6504, L6514
LEK01	1" Lip Extension Kit for retrofit	Black	4/7 Series
LEK02	2" Lip Extension Kit for retrofit	Black	4/7 Series
LEK03	3" Lip Extension Kit for retrofit	Black	4/7 Series
LEKS601	1" Lip Extension Kit for retrofit (Standard)	Black	6 Series
LEKS602	2" Lip Extension Kit for retrofit (Standard)	Black	6 Series
LEKS603	3" Lip Extension Kit for retrofit (Standard)	Black	6 Series
LEKL601	1" Lip Extension Kit for retrofit (Low Profile)	Black	6 Series
LEKL602	2" Lip Extension Kit for retrofit (Low Profile)	Black	6 Series
LEKL603	3" Lip Extension Kit for retrofit (Low Profile)	Black	6 Series
47HK9	Standard Strike Mounting Hardware Kit	Steel	4/7 Series
6HK9	Standard Strike Mounting Hardware Kit	Steel	6 Series
MSK10	1/16" Mounting Spacer for added latch depth	Steel	4/7 Series
MSK11	1/8" Mounting Spacer for added latch depth	Steel	4/7 Series
10R1	1Amp Rectifier (changes AC to DC) for silent operation	N/A	All DC RCI Strikes
10R1-6	1Amp Rectifier c/w 6" leads (changes AC to DC) for silent operation	N/A	All DC RCI Strikes
10R3	3Amp Rectifier (changes AC to DC) for silent operation	N/A	All DC RCI Strikes
10R3-6	3Amp Rectifier c/w 6" leads (changes AC to DC) for silent operation	N/A	All DC RCI Strikes
T1001	12VAC-20VA Wire-in/UL Transformer	N/A	All AC RCI Strikes
T1002	12VAC-20VA Plug-in Transformer CSA to UL 1310	N/A	All AC RCI Strikes
T1003	12VDC-1.5Amp Plug-in Power Supply	N/A	All DC RCI Strikes
T1004	16VAC-20VA Plug-in Transformer CSA to UL 1310	N/A	All AC RCI Strikes
T1005	16.5VAC-37VA Wire-in Transformer CSA to UL 1585	N/A	All AC RCI Strikes
T1007	24VAC-20VA Wire-in/UL Transformer	N/A	All AC RCI Strikes
T1008	24VAC-20VA Plug-in Transformer CSA to UL 1310	N/A	All AC RCI Strikes
T1009	24VAC-40VA Wire-in Transformer CSA to UL 1585	N/A	All AC RCI Strikes
SMT-01	Strike Marking Template Kit	Aluminum	4/6/7 Series
TP47-5PK	Trim Plate - 5 Pack	Black	4/7 Series
TPL6-5PK	Low profile Trim Plate - 5 Pack	Black	6 Series
TPS6-5PK	Standard profile Trim Plate - 5 Pack	Black	6 Series
930-LG	Standard profile latch guard with radius cut	32D	4/7 Series
940-LG	High profile latch guard with radius cut	32D	2/6/F1 Series